



DEERSYNC™

H4

User ' s Guide

TABLE OF CONTENT

Protect your H44

Getting to know your H4 5

 1. Functions6

 2. Features 8

 3. Specifications 9

Thank you for purchasing Deersync H4 4-channel headphone amplifier. The H4 is a 4-channel professional studio headphone amplifier with rich application scenarios.

Protect your H4



This symbol, wherever it appears, alerts you to the presence of uninsulated dangerous voltage inside the enclosure. Voltage that may be sufficient to constitute a risk of shock.



This symbol, wherever it appears, alerts you to important operating and maintenance instructions in the accompanying literature. Please read manual.

Read Instructions:

Retain these safety and operating instructions for future reference. Heed all warnings printed here and on the equipment. Follow the operating instructions printed in this user guide.

Do Not Open:

There are no user serviceable parts inside. Refer any service work to qualified technical personnel only.

Power Sources:

Only connect the unit to mains power of the type marked on the rear panel. The power source must provide a good ground connection.

Power Cord:

Use the power cord with sealed mains plug appropriate for your local mains supply as provided with the equipment. If the provided plug does not fit into your outlet consult your service agent. Route the power cord so that it is not likely to be walked on, stretched or pinched by items placed upon or against.

Grounding:

Do not defeat the grounding and polarization means of the power cord plug. Do not remove or tamper with the ground connection on the power cord.

Ventilation:

Do not obstruct the ventilation slots or position the unit where the air required for ventilation is impeded. If the unit is to be operated in a rack, case or other furniture, ensure that it is constructed to allow adequate ventilation.

Heat:

Do not locate the unit in a place close to excessive heat or direct sunlight, as this could be a fire hazard. Locate the unit away from any equipment, which produces heat such as: power supplies, power amplifiers and heaters.

Environment:

Protect from excessive dirt, dust, heat, and vibration when operating and storing. Avoid tobacco ash, drink spillage and smoke, especially that associated with smoke machines.

Handling:

To prevent damage to the controls and cosmetics avoid rough handling and excessive vibration. Protect the controls from damage during transit. Use adequate padding if you need to ship the unit. To avoid injury to yourself or damage to the equipment take care when lifting, moving or carrying the unit.

Servicing:

Switch off the equipment and unplug the power cord immediately if it is exposed to moisture, spilled liquid, objects fallen into opening, or the power cord or plug becomes damaged during a lightning storm or if smoke odor or noise is noted. Refer servicing to qualified technical personnel only.

Installation:

Install the unit in accordance with the instructions printed in the user guide.

Warranty:

Deersync LLC warrants that the product conforms substantially to the specifications contained in the Product's documentation for a period of 1 year from the date of original purchase. In the case of a valid warranty claim, Deersync's liability will be, at its option, to repair or replace the product without charge or, if this is not possible, to refund the purchase price to you.

For warranty service, please contact Deersync's international distributor, Yeahtone Technology Inc. by email: info@yeahtone.com.

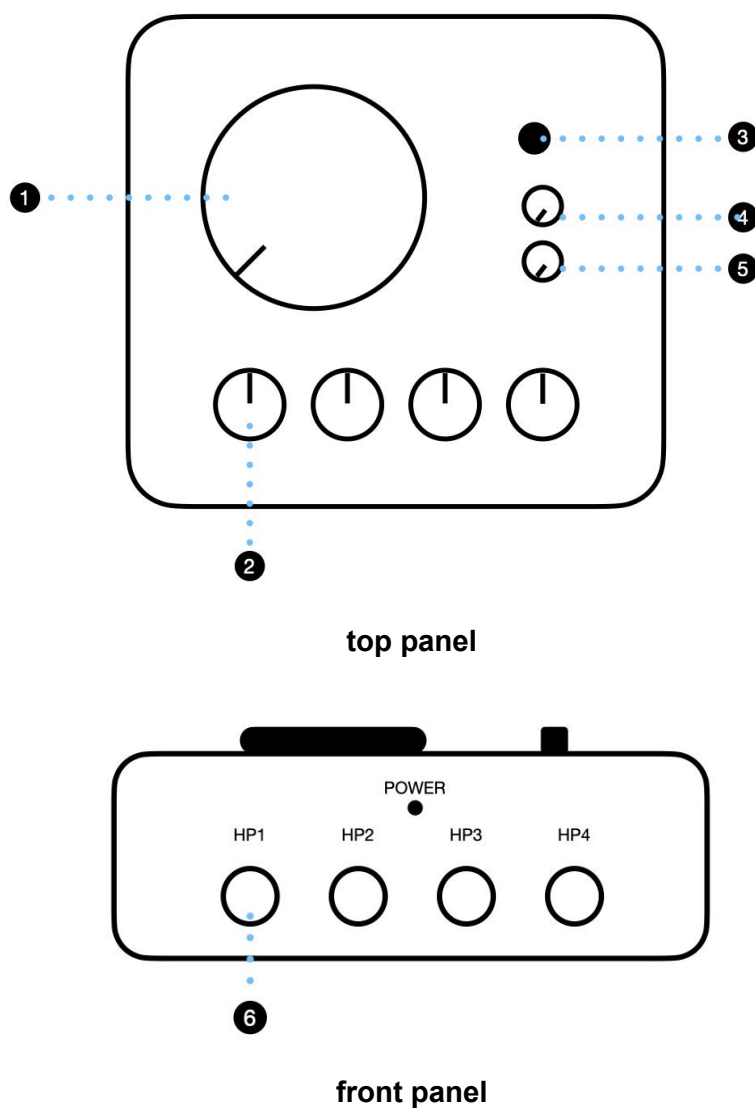
Getting to know your H4:

This multichannel headphone amp has just been launched in 2022. It can be one of the most valuable studio tools. Balanced inputs ensure low noise and distortion, while 1/8" stereo and RCA aux inputs let you flexibly connect different source device. The extra large knob of the master volume control makes the operation more convenient. The aux and main inputs volume can be controlled independently. Mute is setted to save your ears.

Deersync H4 4-channel headphone amplifier is perfect for any studio or desktop workstation. Its compact design is also great for your mobile devices of laptop or smartphone when you are recording on the go.

Clean sound performance, easy-to-use volume control and the portable industrial design make it ideal for small professional recording studios and immersive Hi-fi listening experience.

1. Functions:



1. Main volumn control:

Control the main output volumn.

2. Sub volumn control:

Control the specific channel output volumn.

3. Mute:

Mute on/off.

4. Aux level:

The Aux level adjusts the blending depth between the main signal source and the

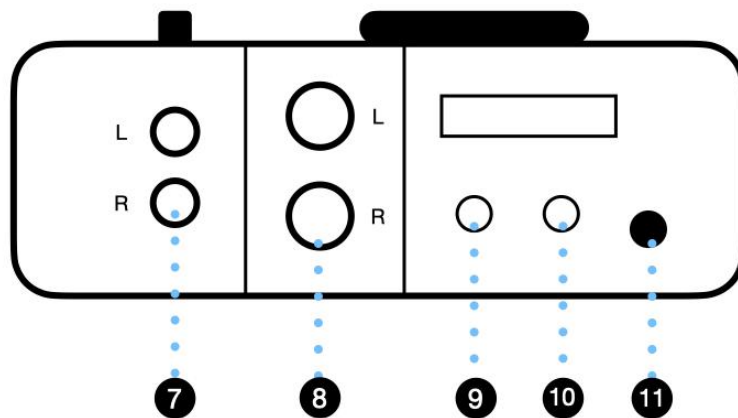
auxiliary input signal.

5. Main level:

Switch to adjust the level of main input volumn.

6. Headphone output channel

1/4" stereo output.



rear panel

7. Input 1 (AUX 1)

Stereo RCA input.

8. Input 2

Stereo 1/4" input.

9. Input 3 (AUX 2)

1/8" input.

10. Power in

11. Power Switch

Power on/off.

2. Features:

- Dedicated 4-channels output volume control
- Easily control volume on each headphone channel and the main channel separately
- Each channel includes a 1/4" stereo output, volume control, and plenty of gain
- Aux/Main independent input volume control
- Master mute switch lets you easily protect your ears when changing connections
- Multiple connections possibility, including two 1/4" balanced TRS inputs, one stereo RCA input, and one 1/8" Aux input
- Perfect for Pro/Home studio, live, podcasting, and radio applications

3. Specifications:

- **Analog input:** 2 x 1/4" (left, right), 2 x RCA (aux 1), 1 x 1/8" (aux 2)
- **Output channel:** 4 x 1/4" TRS
- **Output power:** 604mW/ Channel, 32 Ω
- **Noise level:** -110dBu
- **Max output level:** 9dBu, 1% THD+N
- **Frequency response:** 19Hz-35kHz
- **Dimensions:** 4.75" W x 4.5" D x 2.25" H
- **Weight:** 12.3oz
- **Power Requirements:** 15V DC



DEERSYNC™

H4
User 's Guide
用户手册

目录

| | |
|----------------|---|
| 如何保护你的 H4..... | 4 |
| 了解你的 H4..... | 5 |
| 1. 产品功能:..... | 6 |
| 2. 产品特性:..... | 8 |
| 3. 技术参数:..... | 9 |

感谢购买 Deersync H4. Deersync H4是一款应用场景丰富的专业级录音室/工作室 4 路耳机扩大器。

法律声明:

对于任何因在此说明书提到的全部或部份描述、图片或声明而造成的损失, DEERSYNC 不负任何责任。技术参数和外观若有更改, 恕不另行通知。

售后说明:

Deersync LLC 为您提供从最初购买之日起一年期的售后服务。在有效保修和索赔的情况下, Deersync 会为您提供免费维修以及换新服务, 如果以上情况仍未能解决您的需求, 我们将向您退还购买价格。

有关保修问题及服务, 请联系 Deersync 的国际代理商 Yeahtone Technology Inc.

Email: info@yeahtone.com

如何保护你的H4

为获得最佳性能和安全性，请在连接，操作或调整本产品之前仔细阅读这些说明。请保留本手册以备将来参考。

1. 请勿在靠近水的地方使用本产品。
2. 请用干布清洁本产品。请勿使用清洁剂，喷雾或者湿布进行擦拭。请勿使用含汽油，酒精等溶剂进行擦拭。
3. 请在清洁产品之前移除连接线。
4. 防止电源线被踩踏或挤压，特别是插头处。
5. 请保证接口内的清洁，避免杂物灰尘落入。
6. 请勿将本产品安装在热源附近，如暖气片，炉子或其它产生热量的设备。
7. 请勿将重物置于产品之上。
8. 遇闪电雷鸣或长期不使用本设备时，请拔出电源插头。
9. 设备受损时需进行维修，所有维修均须由合格的维修人员进行。

例如：插头受损，液体流入或异物落入设备内，设备遭雨淋或受潮，设备不能照常运作或被摔坏。

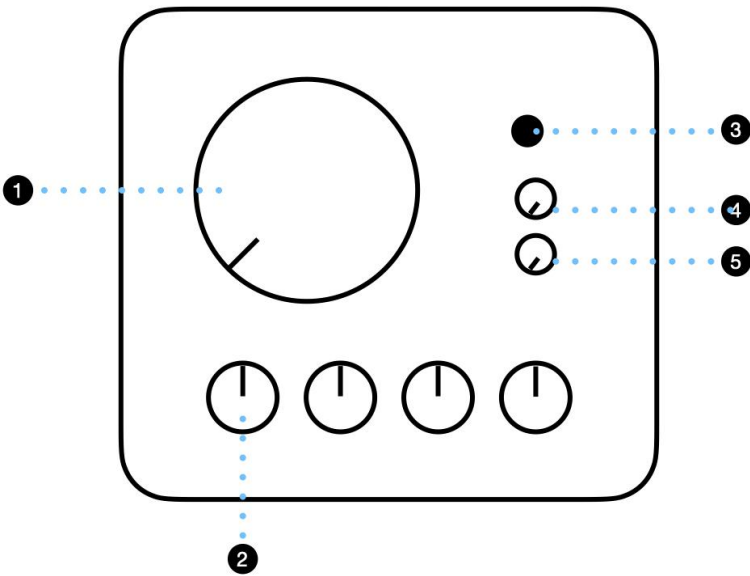
了解你的H4

这款多通道耳机放大器于2022年刚刚推出。它可以成为最有价值的工作室设备之一。平衡输入确保极低的噪音和失真量，而1/8英寸立体声和RCA辅助输入让您灵活地连接，切换不同的源设备。控制主音量的大旋钮使操作更加方便。辅助和主输入的音量可以独立控制。静音设置可保护您的听力。

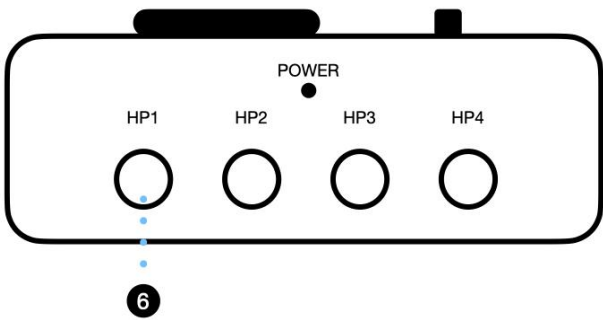
Deersync H4 4通道耳机放大器适合任何工作室或桌面工作站。其紧凑的设计也非常适合作为您的移动设备，如笔记本电脑或智能手机，可以随时随地录音使用。

清晰的声音表现，易于使用的音量控制和便携式的工业设计使其成为小型专业录音室和沉浸式Hi-fi听音体验的理想选择。

1. 产品功能:



上面板



正面版

1. 主音量控制:

控制主要输出音量.

2. 二级音量控制:

控制每个耳机通道的输出音量.

3. 静音:

下按静音开/关.

4. Aux 输出控制:

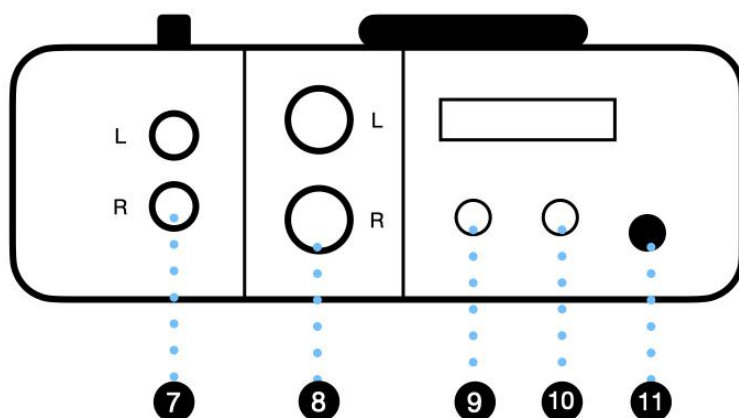
旋钮调节aux输入通道的输出音量.

5. 主输入音量控制:

旋钮调节主输入音量.

6. 耳机输出通道:

1/4" 立体声输出通道



背部面板

7. 输入1 (AUX 1)

立体声 RCA 输入.

8. 输入2

立体声 1/4" 输入.

9. 输入3 (AUX 2)

1/8" 输入.

10. 电源接口

11. 电源开关

2. 产品特性:

- 专业的4通道声音放大器
- 轻松控制每个耳机通道和主通道的音量
- 每个通道包括一个1/4英寸立体声输出、音量控制和充足的增益
- 辅助/主独立输入音量控制
- 静音开关让您在更改连接时轻松保护听力
- 多种连接可能性，包括两个1/4英寸平衡TRS输入、一个立体声RCA输入和一个1/8英寸辅助输入
- 非常适合应用在专业/家庭工作室、现场演出、播客和广播

3. 技术参数:

- **输入通道:** 2 x 1/4" (左, 右), 2 x RCA (aux 1), 1 x 1/8" (aux 2)
- **输出通道:** 4 x 1/4" TRS
- **输出功率:** 604mW/ Channel, 32 Ω
- **噪音水平:** -110dBu
- **最大输出水平:** 9dBu, 1% THD+N
- **频率响应:** 19Hz-35kHz
- **尺寸:** 4.75" " W x 4.5" D x 2.25" H
- **重量:** 12.3oz
- **电源要求:** 15V DC